

**TAKEX**

WIRELESS SECURITY

**BATTERY OPERATED PHOTOELECTRIC  
BEAM SENSOR**


**TXF-125E**





Pole cover (sold separately)

### Receiver



### Transmitter

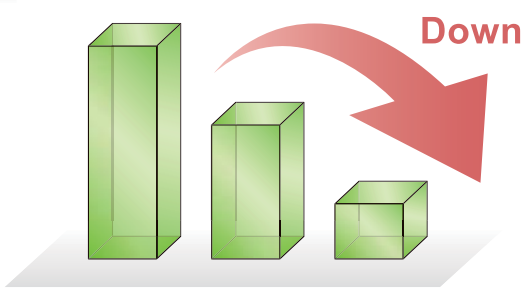


# TXF-125E makes your installation:

MUCH FASTER AND LESS EXPENSIVE !



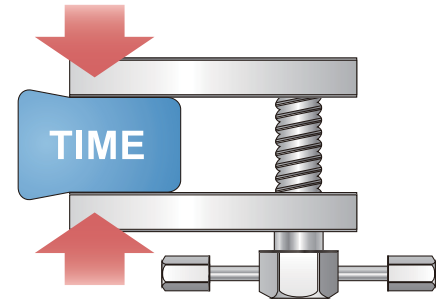
## SAVE COST !!



- No Wiring Cost
- No Civil Engineering Cost
- Less Labor Cost
- No worry about lightning damage



## SAVE TIME !!



- No Dig Work
- Quick Installation
- Quick Battery Replacement
- Flexible Installation Site

## MUCH EASIER AND ANYWHERE !



### LONG BATTERY LIFE

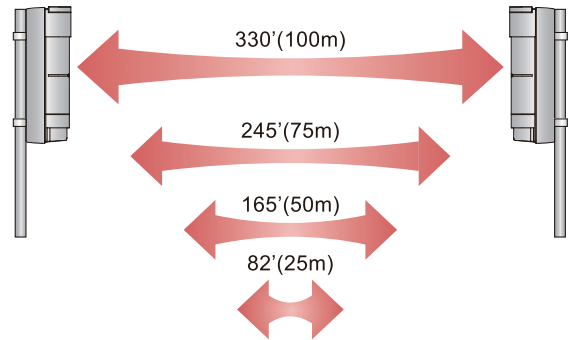
Approx. 5 years of battery life with 4 pcs of recommended battery\*(Each 2 pcs for transmitter and receiver). Possibility of longer battery life with extra batteries (Max. additional 4 pcs)

\*when using LS 33600 (3.6V 17Ah) manufactured by SAFT



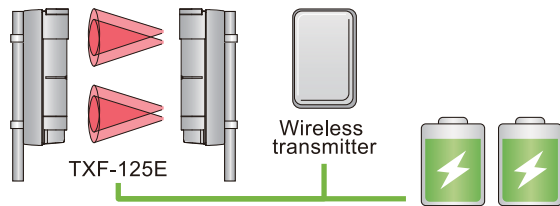
### DETECTION DISTANCE SELECTABLE

4 detection distances are selectable with a single unit [330'(100m)/245'(75m)/165'(50m)/82'(25m)]



### BATTERY SHARING FUNCTION

This function is integrated in the sensor to enable sharing battery with universal wireless transmitter. Low battery output voltage is adjustable with volume switch.



※Wireless transmitter and batteries not originally included



### LIGHTNING PROTECTION

This unit is insusceptible to induced lightning because of its battery operated system.

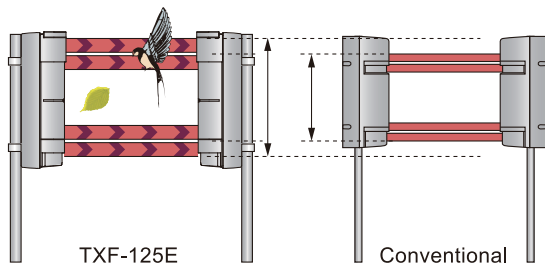


## MORE RELIABLE AND SIMPLER !



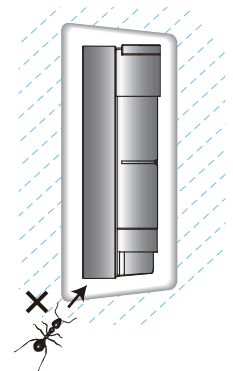
### WIDE BEAM

With wider pitch between upper and lower beams, false alarms initiated by birds and falling leaves are drastically reduced.



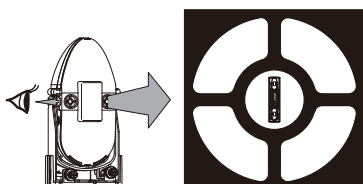
### IP65 HIGHEST RATING PROTECTION

In addition to wireless configuration, water tight bushings and seals maintain integrity of the device from water, insects and dust.




### DUAL RING SIGHT

Enables better and clearer view for easy beam alignment.



### BI DIRECTIONAL WIRELESS ALIGNMENT CHECKER (ER-02)

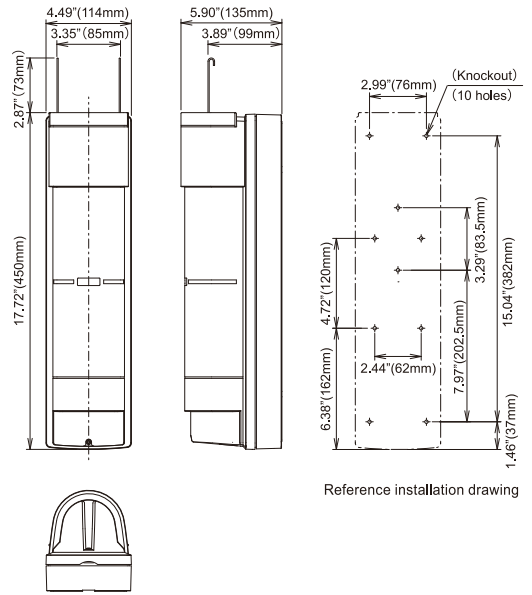
Even one person can accomplish system alignment easily to dramatically save the labor cost (sold separately).



## SPECIFICATIONS

BATTERY OPERATED PHOTOELECTRIC BEAM SENSOR	
Model	TXF-125E
Detection system	Near infrared pulsed beam interruption system (TR-RE 4 beam simultaneous interruption)
Infrared beam	Single modulation pulsed beam by LED (near infrared beam light-emitting diode)
Protection distance	Outdoor 330'(100 m) or less
Protection distance setting	82'(25m), 165'(50m), 247'(75m), 330'(100m) (4 distances selectable)
Distance margin (maximum arrival distance)	10 times 3300'(1000m)
Response time	0.05sec., 0.1sec., 0.25sec., 0.5sec. (4-level changeover)
Modulated beam frequency selection	4 channels
Power supply voltage	3.6VDC (recommended battery: SAFT lithium thionyl chloride battery LS33600)
Current consumption	750μA Transmitter : Approx. 430μA (during protection) Receiver : Approx. 320μA (during protection) (normal temperature, 3.6VDC)
Battery life	Transmitter : Approx. 5 years (at normal temperature, with 2 recommended batteries, excluding a wireless transmitter) Receiver : Approx. 5 years (detects 100 times a day, at normal temperature, with 2 recommended batteries, excluding a wireless transmitter)
ALARM OUTPUT (Receiver only)	Dry contact relay output form C 30VDC 0.1A (resistive load)
ENVIRONMENT OUTPUT (Receiver only)	Dry contact relay output form C 30VDC 0.1A (resistive load)
LOW BATTERY OUTPUT (Transmitter and Receiver)	Dry contact relay (N.C) 30VDC 0.1A (resistive load)
TAMPER OUTPUT (Transmitter and Receiver) ※cover, back	Dry contact relay (N.C) 30VDC 0.05A (resistive load) ※when the cover or the sensor is removed.
POWER OUTPUT (Transmitter and Receiver)	3.0VDC 50mA MAX
Beam adjustment	Horizontal: ±90°, Vertical: ±20°
Alarm LED	Red LED (Receiver) ON : when an alarm is initiated
Attenuation LED	Red LED (Receiver) ON : when beam is attenuated
Ambient temperature	-13°F to +140°F (-25°C to +60°C) (No freezing or condensation) (The battery function may decrease at 0°C or less, or +40°C or more)
Functions	Sound check Monitor jack Upper/lower beam switch Low battery indication Wireless alignment checker connection Battery saving Repeat output Battery sharing
IP rating	IP 65
Mounting position	Outdoor, Indoor
Weight	Transmitter : 52.5oz (1500g) (excluding batteries) Receiver : 54.3oz (1550g) (excluding batteries)
Appearance	Cover : PC resin Wine red Base : ASA resin Black

## EXTERNAL DIMENSIONS



## OPTIONS

- Pole (2 pieces)  
(KP-48L)  
H 18.9\"(48cm)
- Pole (2 pieces)  
(KP-90L)  
H 35.43\"(90cm)
- Pole (2 pieces)  
(KP-100/KP-100B)  
H 39.37\"(100cm)
- Pole (2 pieces)  
(KP-150/KP-150B)  
H 59.06\"(150cm)
- L Pole (1 piece)  
(KP-80LS/KP-80LS(B))  
H 31.50\"(80cm) x D 5.91\"(15cm)
- L Pole (1 piece)  
(KP-80LL/KP-80LL(B))  
H 31.50\"(80cm) x D 11.81\"(30cm)
- Alignment wireless checker (2 pieces)  
(ER-02)
- Pole cover (1 piece)  
(BP-200X)

### Limited Warranty :

TAKEX products are warranted to be free from defects in material and workmanship for 12 months from original date of shipment. Our warranty does not cover damage or failure caused by Acts of God (including inductive surge by lightning), abuse, misuse, abnormal usage, faulty installation, improper maintenance or any repairs other than those provided by TAKEX. All implied warranties with respect to TAKEX, including implied warranties for merchantability and implied warranties for fitness, are limited in duration to 12 months from original date of shipment. During the Warranty Period, TAKEX will repair or replace, at its sole option, free of charge, any defective parts returned prepaid. Please provide the model number of the products, original date of shipment and nature of difficulty being experienced. There will be charges rendered for product repairs made after our Warranty period has expired.

## TAKEX TAKENAKA ENGINEERING CO., LTD.

In Japan

**Takenaka Engineering Co., Ltd.**  
83-1, Gojo-sotokan, Higashino,  
Yamashina-ku, Kyoto 607-8156, Japan  
Tel : 81-75-501-6651  
Fax : 81-75-593-3816  
http : // www. takex-eng. co. jp

In the U.S.

**Takex America Inc.**  
151 San Zeno Way Sunnyvale,  
CA 94086, USA  
Tel : 408-747-0100  
Fax : 408-734-1100  
http : // www. takex. com

In Australia

**Takex America Inc.**  
4/15 Howleys Road Notting Hill,  
3168 Victoria, Australia  
Tel : 03-9544-2477  
Fax : 03-9543-2342

In the U.K.

**Takex Europe Ltd.**  
Aviary Court, Wade Road,  
Basingstoke, Hampshire. RG24 8PE, U.K.  
Tel : (+44) 01256-475555  
Fax : (+44) 01256-466268  
http : // www. takex. com